

**BROEN-LAB
UNIFLEX™
FITTINGS FOR
SPECIAL
WATER**



BROEN-LAB UNIFLEX™ FITTINGS FOR SPECIAL WATER

BROEN-LAB UNIFLEX™ FITTINGS FOR SPECIAL WATER

PREMIUM

BROEN-LAB

Content	Page
Table of Content	2
BROEN-LAB UniFlex™ PREMIUM	4
Product Overview	5

Special Water Fittings

Wall Mounted Fitting - Fully Recirculating	 6	Bench Mounted Fitting with Swivel Spout	 13
Bench Mounted Fitting on a Column - Fully Recirculating	 7	Wall Mounted Fitting with Swivel Spout	 14
Wall Mounted Fitting with Plastic Inner Tube	 8	Bench Mounted Fitting on a Column with Swivel Spout	 15
Bench Mounted Fitting on a Column with Plastic Inner Tube	 9	Wall Mounted Fitting with Swivel Spout	 16
Fitting with Plastic Inner Tube for Suspended Mounting	 10	Wall Mounted Fitting - Stainless Steel	 17
Wall Mounted Fitting in Stainless Steel	 11	Wall Mounted Fitting - Stainless Steel	 18
Bench Mounted Fitting on a Column in Stainless Steel	 12	Single Valves - Full Flow and Self-closing	 19
BROEN-LAB UniFlex™ Hoses for Special Water	20		
Headwork for Special Water Fittings / Accessories and Spare parts	21		
Technical Information - Fully Recirculating Fittings	22		
Ordering Information			
BROEN-LAB UniFlex™ Fittings	23		



THIS IS BROEN-LAB UNIFLEX™ PREMIUM

BROEN-LAB UniFlex™ PREMIUM line offers a very high quality and durability combined with the complete programme, this adds up to low LCC (Life Cycle Costs). Our PREMIUM line takes the standards in the market to a higher level.

BROEN-LAB UniFlex™ PREMIUM fittings for special water are designed for laboratory use. The operation and configuration of the fittings are highly adapted to the requirements of a modern laboratory. The fittings are surface treated with BROEN-LAB POLYCOAT powder coating, which is highly resistant to most chemicals, UV light and heat – Please refer to the “BROEN-LAB POLYCOAT” brochure for further information.

All special water fittings are as a standard delivered with a detachable hose nozzle with a loose union nut which offers quick and easy assembly and disassembly even when a hose is attached to the fitting.

BROEN-LAB UniFlex™ PREMIUM fittings for special water are designed especially to eliminate corrosion problems in connection with use of purified water. Our fittings offer a number of advantages – A.O.:

- Complete line of Stainless Steel fittings
- Complete line of plastic (PVDF) lined fittings
- Recirculating fittings
- Designed to secure maximum purity of the water
- PTFE diaphragm
- Uniform design with the rest of the BROEN-LAB UniFlex™ PREMIUM programme



WHAT IS SPECIAL WATER?

Special water is water that has been treated to ensure maximum purity of the water. This is important for certain tests in order to avoid contamination of the samples. The water can be cleaned in many different ways – A.O.:

- Demineralisation (Boiling)
- RO – Reverse Osmosis
- UV light
- Ultra Filtration
- Desalination

WHY DO I NEED SPECIAL FITTINGS?

Special water or purified water becomes very aggressive when treated, as a consequence of this normal brass fittings will corrode very quickly if used in connection with these media. Our fittings for special water offer materials that are suitable and tested for use with treated water and all components are selected to ensure maximum corrosion resistance.

In order to secure maximum purity of water our fittings for special water have been designed with special components and technologies to ensure that test samples are not polluted.


OUR SOLUTIONS

Stainless Steel Fittings

Plastic (PVDF) lined Fittings

Recirculating Fittings





BROEN-LAB fully recirculating fittings ensure constant fresh water with no dead legs even when the point-of-use valve is in closed position.

The Tee-piece of the fitting should be connected to a loop with a constant circulation of water. For more details about installation, jointing methods, etc. please refer to page 22.

SPECIFICATIONS

Handle: Metal, BROEN-LAB POLYCOAT powder coated with media indication according to EN13792

Hose nozzle: Removable plastic

Headwork: Diaphragm type

Opening/closing function: 1 1/2 x 360°

Temperature range: 0-65°C

Max. working pressure: 10 bar / 147 psi

Test pressure: 1 x working pressure

Weight: 1.6 kg

MATERIALS WITH MEDIA CONTACT

Diaphragm: PTFE



Plastics: PP, PP-n, PVDF

Rubber: EPDM

ORDERING INFORMATION

For standard configuration please refer to the item numbers below.

Model: OD 25mm

Media	S = 150mm	S = 200mm
 Distilled water	2533 039 1003	2533 041 1003
 Deionized water, cold	2533 039 1036	2533 041 1036

Model: OD 32mm

Media	S = 150mm	S = 200mm
 Distilled water	2533 040 1003	2533 042 1003
 Deionized water, cold	2533 040 1036	2533 042 1036

For further information and mounting instructions please refer to www.BROEN-LAB.com or contact your local BROEN-LAB representative.



BROEN-LAB fully recirculating fittings ensure constant fresh water with no dead legs even when the point-of-use valve is in closed position.

The Tee-piece of the fitting should be connected to a loop with a constant circulation of water. For more details about installation, jointing methods, etc. please refer to page 22.

SPECIFICATIONS

Handle: Metal, BROEN-LAB POLYCOAT powder coated with media indication according to EN13792

Hose nozzle: Removable plastic

Headwork: Diaphragm type

Opening/closing function: 1 1/2 x 360°

Temperature range: 0-65°C

Max. working pressure: 10 bar / 147 psi

Test pressure: 1 x working pressure

Weight: 1.8 kg

MATERIALS WITH MEDIA CONTACT

Diaphragm: PTFE

Plastics: PP, PP-n, PVDF

Rubber: EPDM



ORDERING INFORMATION

For standard configuration please refer to the item numbers below.



Other options:

- also available in ABS (1, 1 1/4, 1 1/2)

Model: OD 25mm

Media	S = 150mm	S = 200mm
 Distilled water	2533 043 1003	2533 031 1003
 Deionized water, cold	2533 043 1036	2533 031 1036

Model: OD 32mm

Media	S = 150mm	S = 200mm
 Distilled water	2533 044 1003	2533 045 1003
 Deionized water, cold	2533 044 1036	2533 045 1036



SPECIFICATIONS

Handle: Metal, BROEN-LAB POLYCOAT powder coated with media indication according to EN13792

Hose nozzle: Removable plastic

Headwork: Diaphragm type

Opening/closing function: 1 1/2 x 360°

Temperature range: 0-65°C

Max. working pressure: 10 bar / 147 psi

Test pressure: 1 x working pressure

Weight: 0.7 kg

MATERIALS WITH MEDIA CONTACT

Diaphragm: PTFE

Plastics: PVDF

Rubber: EPDM



ORDERING INFORMATION

For standard configuration please refer to the item numbers below.



Other options:

- different sizes of push fittings
- different inlet lengths


Model: With R3/8 push fitting

Media		S = 150mm	S = 200mm
 Distilled water		2533 034 1003-09	2533 035 1003-09
 Deionized water, cold		2533 034 1036-09	2533 035 1036-09

Model: Without push fitting

Media		S = 150mm	S = 200mm
 Distilled water		2533 017 1003-09	2533 019 1003-09
 Deionized water, cold		2533 017 1036-09	2533 019 1036-09

For further information and mounting instructions please refer to www.BROEN-LAB.com or contact your local BROEN-LAB representative.



SPECIFICATIONS

Handle: Metal, BROEN-LAB POLYCOAT powder coated with media indication according to EN13792

Hose nozzle: Removable plastic

Headwork: Diaphragm type

Opening/closing function: 1 1/2 x 360°

Temperature range: 0-65°C

Max. working pressure: 10 bar / 147 psi

Test pressure: 1 x working pressure

Weight: 0.7 kg

MATERIALS WITH MEDIA CONTACT

Diaphragm: PTFE

Plastics: PVDF

Rubber: EPDM



ORDERING INFORMATION

For standard configuration please refer to the item numbers below.



Other options:

- different sizes of push fittings
- different inlet lengths

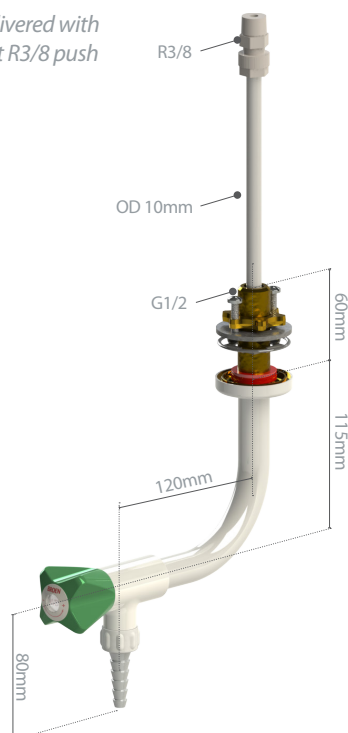
Model: With R3/8 push fitting

Media		S = 150mm	S = 200mm
 Distilled water		2533 046 1003-09	2533 033 1003-09
 Deionized water, cold		2533 046 1036-09	2533 033 1036-09

Model: Without push fitting

Media		S = 150mm	S = 200mm
 Distilled water		2533 008 1003-09	2533 010 1003-09
 Deionized water, cold		2533 008 1036-09	2533 010 1036-09

Can be delivered with
or without R3/8 push
fitting



SPECIFICATIONS

Handle: Plastic

Media indication: according to EN13792

Hose nozzle: Removable plastic

Headwork: Diaphragm type

Opening/closing function: 1 1/2 x 360°

Temperature range: 0-65°C

Max. working pressure: 10 bar / 147 psi

Test pressure: 1 x working pressure

Weight: 0.7 kg

MATERIALS WITH MEDIA CONTACT

Diaphragm: PTFE

Plastics: PVDF

Rubber: EPDM

ORDERING INFORMATION

For standard configuration please refer to the item numbers below.

Other options:

- different sizes of push fittings
- different inlet lengths
- straight valve

Model: With R3/8 push fitting

Media



Distilled water

2533 254 1003-09



Deionized water, cold

2533 254 1036-09

Model: Without push fitting

Media



Distilled water

2533 255 1003-09

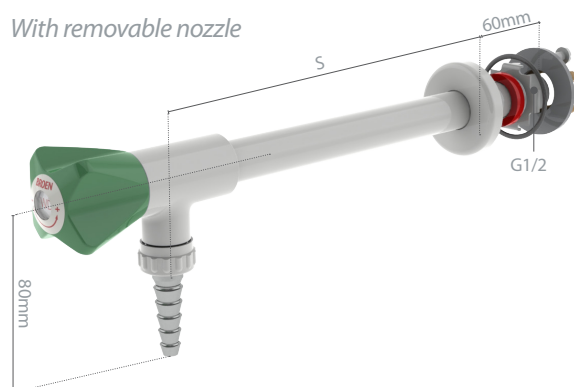


Deionized water, cold

2533 255 1036-09

For further information and mounting instructions please refer to www.BROEN-LAB.com or contact your local BROEN-LAB representative.

With removable nozzle



With G3/4



SPECIFICATIONS

Handle: Metal, BROEN-LAB POLYCOAT powder coated with media indication according to EN13792

Hose nozzle: Removable/external G3/4 thread, metal

Headwork: Diaphragm type

Opening/closing function: 1 1/2 x 360°

Temperature range: 0-90°C

Max. working pressure: 10 bar / 147 psi

Test pressure: 1 x working pressure

Weight: 0.9 kg

MATERIALS WITH MEDIA CONTACT

Metals: Stainless Steel, AISI 316

Diaphragm: PTFE



Rubber: EPDM

ORDERING INFORMATION

For standard configuration please refer to the item numbers below.



Model: With removable nozzle



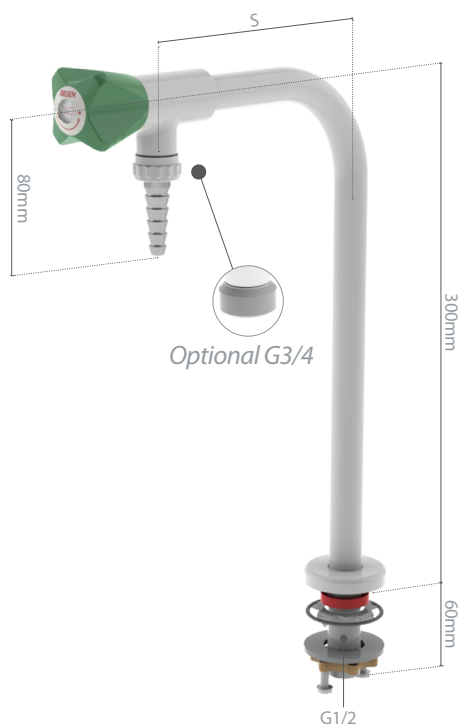
Media		S = 150mm	S = 200mm
 Distilled water		2533 001 1003	2533 002 1003
 Deionized water, cold		2533 001 1036	2533 002 1036

Model: With G3/4



Media		S = 150mm	S = 200mm
 Distilled water		2533 032 1003	2533 047 1003
 Deionized water, cold		2533 032 1036	2533 047 1036

For further information and mounting instructions please refer to www.BROEN-LAB.com or contact your local BROEN-LAB representative.



SPECIFICATIONS

Handle: Metal, BROEN-LAB POLYCOAT powder coated with media indication according to EN13792

Hose nozzle: Removable/external G3/4 thread, metal

Headwork: Diaphragm type

Opening/closing function: 1 1/2 x 360°

Temperature range: 0-90°C

Max. working pressure: 10 bar / 147 psi

Test pressure: 1 x working pressure

Weight: 1.4 kg

MATERIALS WITH MEDIA CONTACT

Metals: Stainless Steel, AISI 316

Diaphragm: PTFE

Rubber: EPDM



ORDERING INFORMATION

For standard configuration please refer to the item numbers below.

BROEN-LAB UNIFLEX™ FITTINGS FOR SPECIAL WATER



Model: With removable nozzle



Media	S = 150mm	S = 200mm
 Distilled water	2533 003 1003	2533 004 1003
 Deionized water, cold	2533 003 1036	2533 004 1036

Model: With G3/4



Media	S = 150mm	S = 200mm
 Distilled water	2533 048 1003	2533 049 1003
 Deionized water, cold	2533 048 1036	2533 049 1036



SPECIFICATIONS

Handle: Metal, BROEN-LAB POLYCOAT powder coated with media indication according to EN13792

Hose nozzle: Removable plastic

Spout: Full swivel action

Headwork: Diaphragm type

Opening/closing function: 1 1/2 x 360°

Temperature range: 0-65°C

Max. working pressure: 10 bar / 147 psi

Test pressure: 1 x working pressure

Weight: 1.0 kg

MATERIALS WITH MEDIA CONTACT

Diaphragm: PTFE

Plastics: PVDF

Rubber: EPDM



ORDERING INFORMATION

For standard configuration please refer to the item numbers below.



Other options:

- different sizes of push fittings
- other inlet options


Model: With R3/8 push fitting

Media		S = 150mm	S = 200mm	S = 250mm	S = 300mm
 Distilled water		2534 045 1003-52	2534 041 1003-52	2534 046 1003-52	2534 048 1003-52
 Deionized water, cold		2534 045 1036-52	2534 041 1036-52	2534 046 1036-52	2534 048 1036-52

Model: Without push fitting

Media		S = 150mm	S = 200mm	S = 250mm	S = 300mm
 Distilled water		2534 036 1003-52	2534 037 1003-52	2534 047 1003-52	2534 049 1003-52
 Deionized water, cold		2534 036 1036-52	2534 037 1036-52	2534 047 1036-52	2534 049 1036-52

For further information and mounting instructions please refer to www.BROEN-LAB.com or contact your local BROEN-LAB representative.



SPECIFICATIONS

Handle: Metal, BROEN-LAB POLYCOAT powder coated with media indication according to EN13792

Hose nozzle: Removable plastic

Spout: Full swivel action

Headwork: Diaphragm type

Opening/closing function: 1 1/2 x 360°

Temperature range: 0-65°C

Max. working pressure: 10 bar / 147 psi

Test pressure: 1 x working pressure

Weight: 1.2 kg

MATERIALS WITH MEDIA CONTACT

Diaphragm: PTFE

Plastics: PVDF

Rubber: EPDM



ORDERING INFORMATION

For standard configuration please refer to the item numbers below.



Other options:

- different sizes of push fittings
- different inlet lengths
- S-shaped spout
- T = 50/75/200mm

Model: With R3/8 push fitting

Media	S = 150mm	S = 200mm	S = 250mm	S = 300mm
 Distilled water	2533 185 1003-09	2533 186 1003-09	2533 187 1003-09	2533 188 1003-09
 Deionized water, cold	2533 185 1036-09	2533 186 1036-09	2533 187 1036-09	2533 188 1036-09

Model: Without push fitting

Media	S = 150mm	S = 200mm	S = 250mm	S = 300mm
 Distilled water	2533 189 1003-09	2533 190 1003-09	2533 191 1003-09	2533 192 1003-09
 Deionized water, cold	2533 189 1036-09	2533 190 1036-09	2533 191 1036-09	2533 192 1036-09

For further information and mounting instructions please refer to www.BROEN-LAB.com or contact your local BROEN-LAB representative.



SPECIFICATIONS

Handle: Metal, BROEN-LAB POLYCOAT powder coated with media indication according to EN13792

Hose nozzle: Removable plastic

Spout: Full swivel action

Headwork: Diaphragm type

Opening/closing function: 1 1/2 x 360°

Temperature range: 0-65°C

Max. working pressure: 10 bar / 147 psi

Test pressure: 1 x working pressure

Weight: 1.4 kg

MATERIALS WITH MEDIA CONTACT

Diaphragm: PTFE

Plastics: PVDF

Rubber: EPDM



ORDERING INFORMATION

For standard configuration please refer to the item numbers below.



Other options:

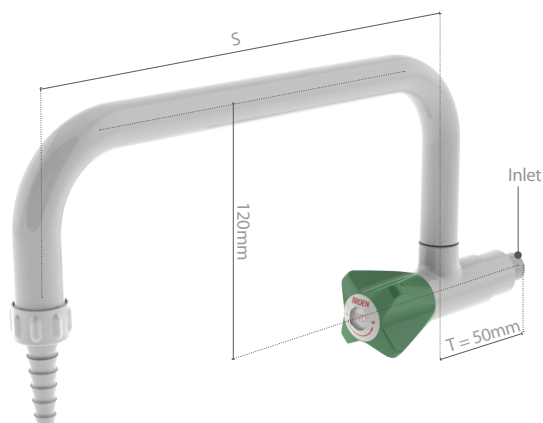
- different sizes of push fittings
- different inlet lengths
- S-shaped spout
- T = 200mm

Model: With R3/8 push fitting

Media		S = 150mm	S = 200mm	S = 250mm	S = 300mm
 Distilled water		2533 036 1003-09	2533 064 1003-09	2533 193 1003-09	2533 194 1003-09
 Deionized water, cold		2533 036 1036-09	2533 064 1036-09	2533 193 1036-09	2533 194 1036-09

Model: Without push fitting

Media		S = 150mm	S = 200mm	S = 250mm	S = 300mm
 Distilled water		2533 195 1003-09	2533 196 1003-09	2533 197 1003-09	2533 198 1003-09
 Deionized water, cold		2533 195 1036-09	2533 196 1036-09	2533 197 1036-09	2533 198 1036-09



SPECIFICATIONS

Handle: Metal, BROEN-LAB POLYCOAT powder coated with media indication according to EN13792

Hose nozzle: Removable plastic

Spout: Full swivel action

Headwork: Diaphragm type

Opening/closing function: 1 1/2 x 360°

Temperature range: 0-65°C

Max. working pressure: 10 bar / 147 psi

Test pressure: 1 x working pressure

Weight: 1.2 kg

MATERIALS WITH MEDIA CONTACT

Diaphragm: PTFE

Plastics: PVDF

Metals: Stainless Steel , AISI 316

Rubber: EPDM



ORDERING INFORMATION

For standard configuration please refer to the item numbers below.



Other options:

- S-shaped spout
- T = 75/90/110/150/200mm
- Inlet: female G1/2

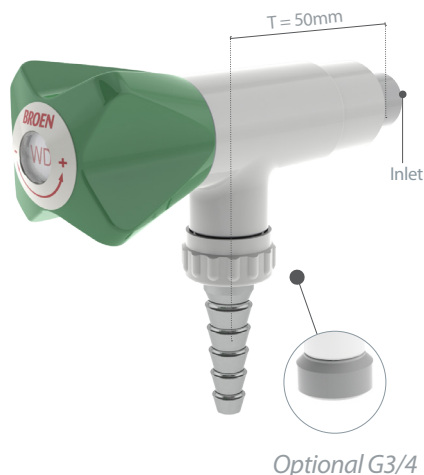
Model: Inlet: male G3/8

Media		S = 150mm	S = 200mm	S = 250mm	S = 300mm
 Distilled water		2530 022 1003	2530 023 1003	2530 016 1003	2530 024 1003
 Deionized water, cold		2530 022 1036	2530 023 1036	2530 016 1036	2530 024 1036

Model: Inlet: male G1/2

Media		S = 150mm	S = 200mm	S = 250mm	S = 300mm
 Distilled water		2530 025 1003	2530 026 1003	2530 017 1003	2530 027 1003
 Deionized water, cold		2530 025 1036	2530 026 1036	2530 017 1036	2530 027 1036

For further information and mounting instructions please refer to www.BROEN-LAB.com or contact your local BROEN-LAB representative.



SPECIFICATIONS

Handle: Metal, BROEN-LAB POLYCOAT powder coated with media indication according to EN13792

Hose nozzle: Removable metal

Headwork: Diaphragm type

Opening/closing function: 1 1/2 x 360°

Temperature range: 0-90°C

Max. working pressure: 10 bar / 147 psi

Test pressure: 1 x working pressure

Weight: 0.5 kg

MATERIALS WITH MEDIA CONTACT

Metals: Stainless Steel , AISI 316

Diaphragm: PTFE

Rubber: EPDM



ORDERING INFORMATION

For standard configuration please refer to the item numbers below.



Other options:

- T = 75/90/110mm


Model: Inlet: male G3/8

Media	Removable nozzle	G3/4
 Distilled water	2530 029 1003	2530 030 1003
 Deionized water, cold	2530 029 1036	2530 030 1036

Model: Inlet: male G1/2

Media	Removable nozzle	G3/4
 Distilled water	2530 019 1003	2530 028 1003
 Deionized water, cold	2530 019 1036	2530 028 1036

For further information and mounting instructions please refer to www.BROEN-LAB.com or contact your local BROEN-LAB representative.



SPECIFICATIONS

Handle: Metal, BROEN-LAB POLYCOAT powder coated with media indication according to EN13792

Hose nozzle: Removable metal

Headwork: Diaphragm type

Opening/closing function: 1 1/2 x 360°

Temperature range: 0-90°C

Max. working pressure: 10 bar / 147 psi

Test pressure: 1 x working pressure

Weight: 0.5 kg

MATERIALS WITH MEDIA CONTACT

Metals: Stainless Steel , AISI 316

Diaphragm: PTFE

Rubber: EPDM

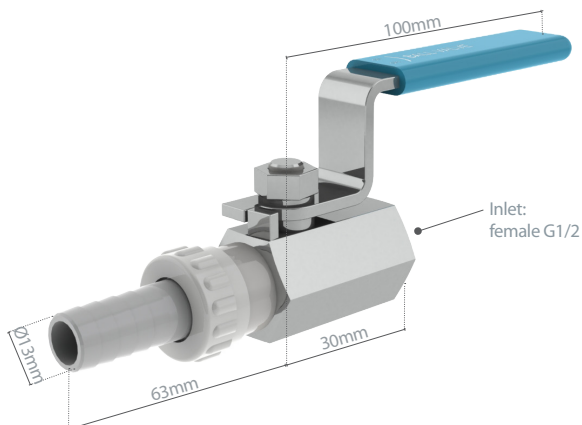
ORDERING INFORMATION

For standard configuration please refer to the item numbers below.

Model: With removable nozzle

Media	Removable nozzle	G3/4
 Distilled water	2530 031 1003	2530 056 1003
 Deionized water, cold	2530 031 1036	2530 056 1036

For further information and mounting instructions please refer to www.BROEN-LAB.com or contact your local BROEN-LAB representative.



MATERIALS WITH MEDIA CONTACT

Body: Stainless Steel, AISI 316

Sealing: PTFE

ORDERING INFORMATION

Full flow valve in stainless steel based on a ball valve.

No. 15382509

SPECIFICATIONS

A full flow valve is an alternative to the models shown in this catalogue. Please contact your BROEN-LAB representative for further information.

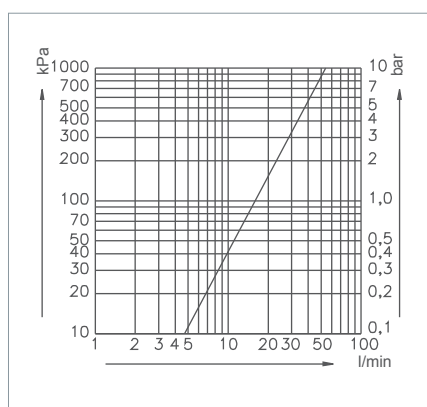
Opening/closing function: 90° turn

Temperature range: Maximum 90°C

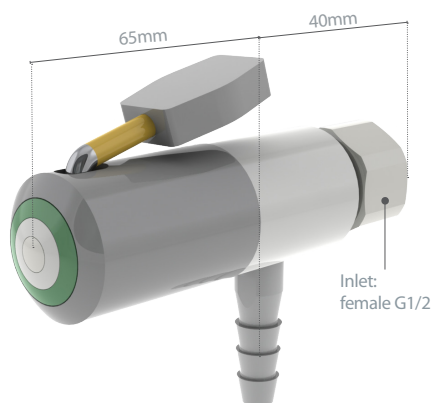
Max. working pressure: 10 bar / 147 psi

Test pressure: 1 x working pressure

FLOW CHART



SELF-CLOSING VALVE



MATERIALS WITH MEDIA CONTACT

Valve house: Stainless Steel, AISI 316

Sealing: EPDM

Plastics: POM, PA

Lubricant: Silicone based

ORDERING INFORMATION

Valve based on self-closing principle with a stainless steel valve house. Filter on inlet side.

No. 15389009

SPECIFICATIONS

A self-closing valve is an alternative to the models shown in this catalogue. Please contact your BROEN-LAB representative for further information.

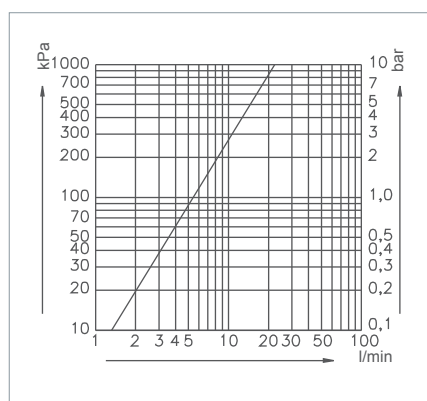
Opening/closing function: Self-closing

Temperature range: 0-65°C

Max. working pressure: 10 bar / 147 psi


Test pressure: 1 x working pressure

FLOW CHART




INLET CONNECTIONS

93 D XX XX XXXX

1/2" union connection
(Code 50)


OUTLET CONNECTIONS

93 D XX XX XXXX

1/2" union connection
(Code 50)

HOSE

93 D XX XX XXXX

SPX hose with braiding
in Stainless SteelMarking for special water with
Part no. and Media indication

HOSE LENGTHS

Definition of length (L)



*Standard lengths of hoses (L):

0500 = 500mm

0700 = 700mm

1000 = 1000mm

1200 = 1200mm

1500 = 1500mm

2000 = 2000mm

2500 = 2500mm

3000 = 3000mm

Length tolerance of hoses:
 L = ≤400mm (- 0, +10mm)
 L = 401mm to 1000mm (- 0, + 20mm)
 L = >1000mm (- 0, + 30mm)

SPECIFICATIONS

Inner hose material: SPX (soft PEX)**Braiding:** Stainless steel with one green stripe**Hose materials with media contact:** SPX, Stainless Steel AISI 316, EPDM**Inside diameter:** 8.2mm**Outside diameter:** 12mm**Max. working pressure:** 10 bar**Max. working temperature:** 90°C**Bending radius (inner):** ≥ 40mm**Min. length with connections:** 160mm

EXAMPLE OF HOSE CONFIGURATION

1200mm hose with 1/2" union inlet
connection and 1/2" union outlet
connection**93D50501200**

* Other lengths are available on request

ORDERING INFORMATION



- Media button (zone 3)**
No. 1915712 (WDI)
No. 1915759 (WDC)
 - Screw**
No. 97G0033
 - Plastic ring (zone 2)**
No. 1915704-1000 (white) WDI
No. 1915704-7001 (grey) WDC
 - Metal handle (zone 1)**
No. 19167019-5168 (green)
 - Diaphragm headwork**
No. 19152400
- Complete set with G1/2 diaphragm headwork, metal handle and media indication**
No. 19152459
- Complete set with metal handle and media indication**
No. 191601491003 (WDI)
No. 191601491036 (WDC)

SPECIFICATIONS

Manual valve based on diaphragm headwork.
The diaphragm is the only part of the headwork that has media contact (no lubrication or other materials have media contact).

Opening/closing function: 1 1/2 x 360° turn

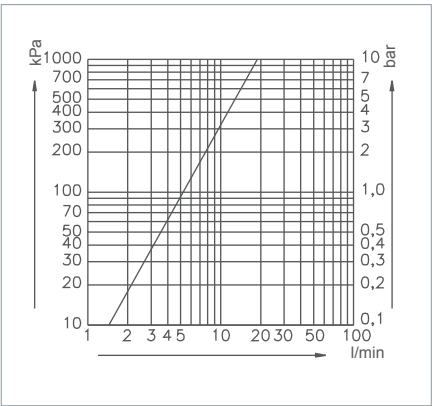
Media: Special water

MATERIALS WITH MEDIA CONTACT



Metals: No metals with media contact

Diaphragm: PTFE

FLOW CHART

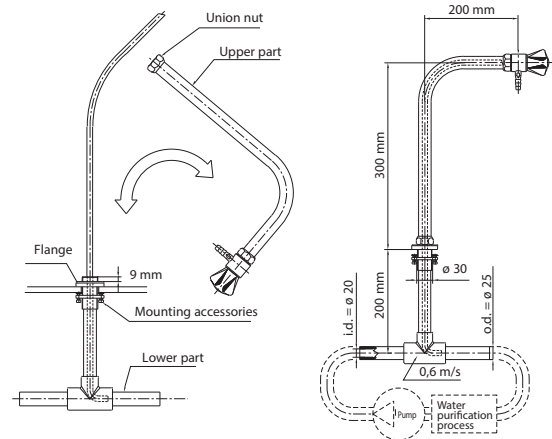


ACCESSORIES AND SPARE PARTS

Illustration	Description	BROEN-LAB item No.
	Removable hose nozzles: Stainless Steel (G1/2) Stainless Steel (G3/4) Plastic (PVDF)	2539 020 1003 2539 047 1003 2539 070 1003
	Push fittings (PVDF): - Ø10 x R3/8 - Ø10 x R1/2	15 384 38 15 384 36

INSTALLATION

Unscrew the union nut and lift off the upper part of the valve. Unscrew the flange and mount the lower part from under the table and up into a $\varnothing 30$ mm hole. Remount the flange leaving 9 mm free thread above the flange for the union nut. Use the mounting accessories to fix the lower part. Remount the upper part by sticking the inner tube into the upper part. Place the upper part in the correct position and mount the union nut to the 9 mm M28x1.5 thread with a torque of 20-30 Nm. Connect the valve to the recirculating special water system.



WORKING TEMPERATURE AND PRESSURES

Circulating flow rate:

The flow rate in the main water flow has to be so high, that the water velocity passing the bent inner tube in the main stream is more than 0,6 m/s.

$$Q = (\pi/4) \times d^2 \times v$$

Q = Flow rate [m³/s]
d = Inside diameter of main tubing [m]
(standard: d = $\varnothing 20,4\text{mm} = \varnothing 0,024\text{m}$)
v = Water velocity (> 0.6 m/s) [m/s]

Example:

standard; d = $\varnothing 20,4\text{mm}$
 $Q = (\pi/4) \times 0,024^2 \times 0,6 = 2,71 \times 10^{-4} \text{ m}^3/\text{s} = 16,3 \text{ l/min}$

Please note that Q = 16.3 l/min should be obtained even with open point of use valves in other parts of the system.

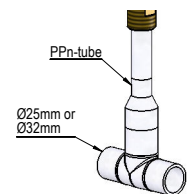
JOINTING METHODS

PP-n:

- The wetted components below the table top are made of PP-n-parts from G+F, Progef Natural.
- The BCF-welding (Bead and Crevice Free Fusion) is applied during the manufacturing process in order to achieve the highest possible quality of the connection. We recommend also that the material used on site is PP-n and furthermore that BCF-welding is used as well.

If the PP-n material is welded to other types of PP on site, then the following precautions are important to follow:

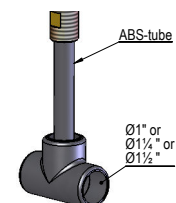
- The welding of PP-n to PP-h is possible only with conventional butt fusion (DVS 2207-11) or socket fusion.
- IR-welding (Infra Red) is officially not allowed because of the different melting range temperatures and BCF-welding is not allowed for the same reason.



ABS (bench mounted fittings only):

- The wetted components below the table top are made of ABS parts.
- ABS parts are glued together and if ABS material is also used on site, then the same jointing method should be applied

For other possible jointing methods please contact your BROEN-LAB sales representative.



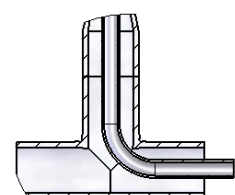
Kv - VALUES FOR TEE-PIECE

PP-n, OD 25 mm:

- flow in same direction as inner tubing: Kv=15,7 m³/hbar
- flow against direction of inner tubing: Kv=14,0 m³/hbar

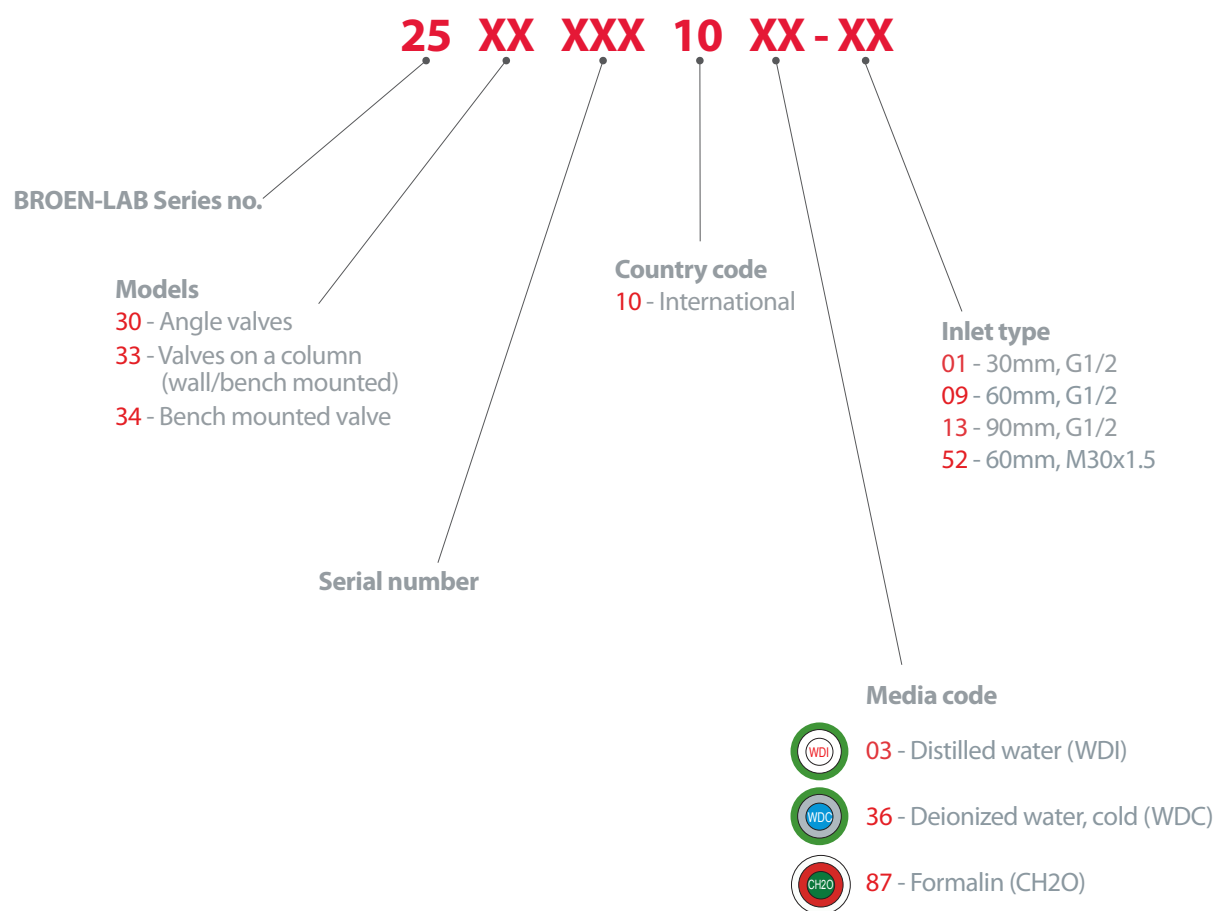
PP-n, OD 32 mm:

- flow in same direction as inner tubing: Kv=33,6 m³/hbar
- flow against direction of inner tubing: Kv=29,0 m³/hbar



Cross section of the Tee-piece with inner tubing

Generally, item number for BROEN-LAB UniFlex fittings has the following structure:



BROEN-LAB develops, manufactures and sells Emergency Shower Systems and Eye Wash Systems into a broad spectrum of laboratories and industrial locations; sectors include Pharmaceutical, Food&Beverage and Academia
Our expertise and product quality ensure optimal solutions compliant to all relevant international norms setting new standards in risk mitigation in modern research and development facilities

BROEN-LAB offer solutions that ensure the functionality, compliance, hygiene, durability and safety are of the highest priority. For over 50 years our products have been integrated into a wide variety of workplaces, laboratories, hospitals and industrial locations, with features that are assessed and designed to be flexible, durable and compliant offering a broad range of options tailored to each location. This inherent design integrity provides confidence in the solution adopted wherever in the world these are applied

BROEN-LAB is a collaboration partner in the design and layout of your next laboratory and it's integrated safety solutions

HEAD OFFICE

BROEN-LAB A/S

Drejervænget 2 • DK-5610 Assens
Tel. +45 6471 2095 • Fax +45 6471 2476
E-mail: lab@broen-lab.com

Deutscher Kontakt

Tel. +45 6373 2252 • Fax +45 6471 2476
E-mail: lab@broen-lab.com



BROEN-LAB A/S ISO 9001 certification

In September 1991 BROEN-LAB A/S was certified according to ISO 9001 as one of the first Danish companies. The certification was carried out by Bureau Veritas, Denmark, for our Danish site in Assens.

The quality management system of BROEN-LAB A/S now complies with detailed specifications laid down by the internationally acknowledged EN ISO 9001:2008. This certification will further contribute to reputation for quality and reliability of BROEN-LAB A/S.

INTERNATIONAL OFFICES

BROEN-LAB Ltd.

Unit 9 Navigation Point, Golds Hill Way
Tipton • West Midlands DY4 0PY • U.K.
Tel. +44 121 522 4515 • Fax +44 121 522 4535
E-mail: broenvalves@broen-lab.com

BROEN-LAB Singapore Pte. Ltd.

10 Bukit Batok Crescent #10-02 • The Spire • Singapore 658079
Tel: +65 6298 0662 • Fax: +65 6298 0468
E-mail: sales@broen-lab.com

www.BROEN-LAB.com

BROEN-LAB